


# Teach Me About God



## Hands-On Bible Lessons for Active Preschoolers

Compiled by Michelle Caskey  
Illustrated by Melanie Rankin

# **Teach Me About God**

## **Hands-On Bible Lessons**

### **For Active Preschoolers**

Michelle Caskey

Inquisitive Minds Press®  
Caledonia, MI

Teach Me About God: Hands-On Bible Lessons for Active Preschoolers

© 2008, 2013 Michelle L. Caskey. All rights reserved

Published by *Inquisitive Minds Press*®  
Caledonia, MI 49316  
[www.InquisitiveMindsPress.com](http://www.InquisitiveMindsPress.com)

Printed in the United States of America

ISBN-10: 0988544423  
ISBN-13: 978-0-9885444-2-0

All rights reserved. No part of this book may be reproduced, stored in a retrieval system, or transmitted in any form by any means – electronic, mechanical, photocopy, recording or otherwise – without prior permission of the publisher, except as provided by U.S. copyright law.

Cover and Companion Download Illustrations by Melanie Rankin


Interior page layout by Michelle L. Caskey

*This book is dedicated to my sons, Ben and Sam. God gave me such an amazing blessing when He allowed me to homeschool you boys. I cherish all of the time and the learning we've been able to do together. You are both growing up to be godly young men and your dad and I thank God for that. I love you both!*

## How Do I Teach My Child About God?

I have had many parents ask me that question. Having been a Sunday School and Awana teacher for over ten years, as well as a homeschooling mom, I have many people who have asked me for this advice over the years.

Young children are like sponges. They are eager to learn about anything that we take time to present to them. Who better to spend time teaching them about than our Lord and Savior, the Creator of heaven and earth?!? Yes, theology can be a deep subject and is intimidating to approach with children for many parents. But we shouldn't let it be such a struggle.



You don't have to be a trained educator to teach your child about God. For thousands of years, parents have taught their children about God by telling them Bible stories and discussing them as a family. These lessons will help you to do the same thing with your child.

**Working on the accompanying hands-on activities will also help the theological seeds you're planting to stick with your child.**

Do these lessons with your child as often as possible. One lesson every day will help your child to get in the habit of spending time in God's word. It's also a wonderful way for you to start your days together.

Work on your child's weekly Bible verse with them every day. Just a few minutes every day will ensure that they will know their verse by the end of each week.

After completing each lesson, be sure to pray with your child. By your example, show them that praying is simply having a conversation with God. Ask for His help throughout the day and let your child see your dependence on Him.


Also, let your child see you on your knees before God confessing your weaknesses to Him when you fail. The more your child sees your relationship with God, the more real to them He will be. Remember, most lessons are caught not taught. **Living out your faith day by day is going to have more of an impact on your child than anything else you do.**

I am thrilled to be able to help guide you in your devotional time with your child. Take care and may God bless your efforts!

Michelle Caskey  
[www.homeschool-your-boys.com](http://www.homeschool-your-boys.com)

**How would you recommend I use these lessons with my child if I'm also using *Learn & Grow: Hands-On Lessons for Active Preschoolers*?**

If you are using our Learn & Grow curriculum with your child as well, then you will want to do one Bible lesson a day, four days a week. You can use these Bible lessons right along with your Learn & Grow lessons.



**Monday through Thursday:**

1. Complete a Bible lesson with your child.
2. Help them to work on their Bible Verse for the week (you will find complete list of Bible verses on page 4.)

**Friday:**

1. Have your child try to recite their Bible verse for that week.
2. Spend some time praying and reviewing the lessons you completed together earlier in the week.
3. You can also make copies of pictures from the companion download to let your child color if they are interested.

You may want to use card stock to make copies of the Bible verse cards which are included in the companion download. You can then use these verse cards throughout the week to practice with your child.

There are 28 weeks of Bible lessons versus 26 weeks in the *Learn & Grow* curriculum. We included some additional Bible lessons so you can continue to spend time with your child doing Bible work on holidays and other breaks from regular schoolwork. This gives you some added flexibility while you are working through the lessons.

**If you are interested in learning more about *Learn & Grow: Hands-on Lessons for Active Preschoolers*, check out our sample pages at [www.homeschool-your-boys.com](http://www.homeschool-your-boys.com).**

**NIRV Bible**

You will see that we have recommended you read the scriptures to your child from the NIRV Bible. This version has a 2.9 grade reading level versus the 7.8 grade reading level of the NIV Bible.

It isn't mandatory that you read to your child from this version. We have chosen it because it will be easier for your preschool child to understand. However, you need to decide as a family what version you would rather use.

## Weekly Scriptures

*Taken from the NIV Bible*

<i>Week</i>	<i>Verse</i>	
1	Joshua 4:24	...the hand of the Lord is powerful...
2	Psalms 147:5	Great is our Lord and mighty in power
3	Psalms 52:8	...I trust in God's unfailing love for ever and ever.
4	Psalms 136:2	Give thanks to the God of gods. His love endures forever.
5	Ezra 8:31	...the hand of our God was on us, and He protected us...
6	Joshua 1:9	Be strong and courageous. ...the LORD your God will be with you wherever you go.
7	Job 12:10	In his hand is the life of every creature and the breath of all mankind.
8	Psalms 23:4	...I will fear no evil, for you are with me; your rod and your staff, they comfort me.
9	Psalms 107:19	Then they cried to the LORD in their trouble, and he saved them...
10	Psalms 118:8	It is better to take refuge in the LORD than to trust in man.
11	1 Timothy 4:4	For everything God created is good...
12	Genesis 1:27	So God created man in His own image...
13	2 Peter 1:21	...men spoke from God...by the Holy Spirit.
14	John 3:16	For God so loved the world that He gave His one and only Son...
15	Matthew 28:6	He is not here; he has risen, just as he said.
16	John 4:14	You may ask me for anything in my name, and I will do it.
17	1 Thess. 5:16-18	Be joyful always; pray continually; give thanks...
18	Deut. 31:12	Assemble the people... so they can listen and learn to fear the Lord...
19	Luke 6:35	...love your enemies, do good to them...
20	Proverbs 25:21	If your enemy is hungry, give him food to eat; if he is thirsty, give him water to drink.
21	1 John 4:19	We love because he first loved us.
22	John 15:12	My command is this: Love each other as I have loved you.
23	Philippians 4:8	...whatever is right, whatever is pure... think about such things.
24	Hebrews 10:25	Let us not give up meeting together...
25	Matthew 16:18	... on this rock I will build my church...
26	Colossians 3:20	Children, obey your parents in everything, for this pleases the Lord.
27	1 Timothy 6:18	...do good... [be] generous and willing to share.
28	2 Corinthians 9:7	... God loves a cheerful giver

## Leading a Child to the Lord

One of the greatest desires we have as parents is to see our children come to know Jesus as their personal Savior. At this early age, most children aren't yet ready to make that kind of decision. Having said that, however, some preschool children will want to make the decision to follow Christ. They will be asking questions about how to go about becoming a Christian.



Here are some points to make sure your child understands to determine when they are ready to commit their lives to God.

1. I have sinned – Romans 3:23
  - I have disobeyed God's Word (i.e., disobeying parents, being selfish, saying unkind words to others, etc.)
  - My sin must be punished (Romans 6:23)
  - I can't get rid of sin by myself
2. Christ died for my sin (Romans 5:8)
  - God is holy and can't sin
  - God loves me and sent Jesus Christ to die on the cross for my sins
  - It is my choice to decide whether or not I want to ask Jesus to forgive me and be my Savior. (Romans 10:9-10)
3. I receive God's gift of salvation (Romans 10:13)
  - I will become a child of God if I believe that Jesus died for me and ask Him to be my Savior.
  - I need to turn from my wicked ways (repent) and give up my own desires to follow God and what He wants for my life.
  - Once I let Jesus be the Lord of my life, I am in God's family and will live forever in heaven with God.
  - Salvation is a gift of God (Romans 6:23)

When talking with your child about this decision, ask them questions such as "What is sin?", "Have you sinned?" and "Why did God send Jesus to earth?" If your child wants to accept Jesus as the Lord and Savior of their life, then read John 1:12 with them.

If your child shows genuine readiness, help him to pray. Here is a sample prayer:

"Dear God, I know you love me. I know you sent your son, Jesus, to die for me. I know that I am a sinner. I'm so sorry for my sins! Please forgive me. I want to stop sinning and have you be in charge of my life. Jesus, I ask you to be my Savior from sin. In Jesus' name I pray. Amen."

Read 1 John 5:12-13 to show them that they are now a part of God's family. Encourage your child to obey God's Word. And point out that they should ask God to forgive them when they sin again (1 John 1:9.) Also, encourage your child to tell their friends and other family members about their salvation.



## Table of Contents

<i>Theme</i>	<i>Topic</i>	<i>Page</i>
<b>Who God Is</b>		
	<b>God Exists – You can be sure God is real and powerful</b>	
	God's Big Power	11
	David's Bag of Stones	12
	Fire on the Mountain	13
	Can You Set it on Fire?	14
	The Chariot of Fire	15
	Jesus Walks on Water	16
	Hark, Who Goes There?!?	17
	The Sun Stands Still	18
	<b>God and Jesus love you</b>	
	I'm Lost	19
	The Lost Sheep	20
	The Prodigal Son	20
	Let the Children Come to Me	21
	Jesus Heals a Man with Leprosy	22
	Elijah and the Ravens	23
	Jesus Heals a Woman	24
	<b>God wants to take care of you</b>	
	Animal Faces	25
	Noah's Ark	26
	A Basket Full of Baby	27
	Baby Moses	28
	Moses Crosses the Red Sea	28
	Walking Through on Dry Land	29
	I'm Hungry	30
	Gathering Manna	31
	All Fall Down	32
	Jericho Falls Down	33
	The 23 <sup>rd</sup> Psalm	33
	Daniel in the Lion's Den	34
	Lions Have Sharp Teeth	35
	I Don't Need to Worry	35
	Sandcastles	36
	When I'm Afraid	37
	Wow, Where'd the Storm Go?!?	38
	The Fiery Furnace	39
	What Should I Do?!?	40
	Jesus Goes Fishing	41
	Peter in Prison	41
	You're a Star	42

<i>Theme</i>	<i>Topic</i>	<i>Page</i>
<b>Who God Is, cont.</b>		
	<b>God wants to take care of you, cont.</b>	
	Follow the Footprints	43
	Sleeping in Tents	43
<b>What God Has Done</b>		
	<b>God created everything</b>	
	God Made the World	45
	God Made Everything	46
	A Tasty World	46
	Lots of Animals	47
	<b>God created you</b>	
	Sweet Reminders	48
	I'm a Present	48
	God Made Me	49
	I Wish I Were Taller	50
	David will be a King	51
	<b>God gave us the Bible</b>	
	The Bible is God's Word	52
	The Lord is my Lighthouse	52
	Read the Bible	53
	Philip and the Chariot	53
	King Josiah Finds the Bible	54
	<b>God's son, Jesus, died for your sins so you can be with God</b>	
	A Very Special Baby	56
	Jesus is Born	57
	Keeping Jesus Safe	58
	Jesus Died to Pay for My Sins	59
	Jesus Dies	60
	The Resurrection	60
	Jesus is Alive	61
	Jesus Will Come Back	62
<b>You Can Have a Relationship with God</b>		
	<b>Prayer is talking to God in Jesus' name</b>	
	Praying in Jesus' Name	63
	God Whispers to Elijah	64
	Hezekiah Prays to God	65
	<b>You need to talk to God regularly</b>	
	Pour Out Your Heart	66
	Jesus Prayed	67

<i>Theme</i>	<i>Topic</i>	<i>Page</i>
<b>You Can Have a Relationship with God, cont.</b>		
	<b>You need to talk to God regularly, cont.</b>	
	Campfires and Burning Bushes	68
	The Lord's Prayer	69
	God Speaks to Samuel	70
	<b>You need to listen to stories about God and Jesus from the Bible</b>	
	Jesus is Tempted	71
	Sowing Seeds	72
	Hide Your Word in my Heart	73
	The Sword of the Spirit	74
<b>You Can Be All God Wants You to Be</b>		
	<b>God wants you to be good, kind, and loving, just like Him and Jesus</b>	
	I Forgive You	76
	Have the Right Attitude	77
	Helping Others	78
	I'm Sorry	79
	Thank You	80
	Jesus Changes Saul	81
	Bad Choices	83
	Abel Obeys	85
	Making Peace	86
	Four Good Friends	87
	Loyalty	88
	Friendship	89
	Courage	90
	Patience	92
	Don't Complain	93
	The Golden Rule	94
	<b>God wants you to see and think good things</b>	
	I Need to Follow the Rules	95
	Strong Samson	96
	Busy, Busy, Busy	97
	We Need to Believe	98
	Praise Altar	99
	Shimei	101
<b>You Can Do All God Wants You To Do</b>		
	<b>God wants you to go to church</b>	
	Jesus at the Temple	102
	The Widow's Mite	103
	One Body with Many Parts	104
	Money Changers in the Temple	105

<i>Theme</i>	<i>Topic</i>	<i>Page</i>
<b>You Can Do All God Wants You To Do, cont.</b>		
	<b>God wants you to go to church, cont.</b>	
	Love One Another as I Have Loved You	106
	Joash Cleans Up	107
	Don't Cheat God	108
	<b>God wants you to obey your parents</b>	
	Time Out	109
	The Talking Donkey	110
	Tower of Babel	112
	Nehemiah	113
	<b>God wants you to learn to share your things with others</b>	
	Jesus Does a Miracle	115
	Jesus Goes to Heaven	116
	The Best Gift	117
	Sharing All You Have	118
	Salt and Light	119
	Sheep and Goats	120

## **Who God Is**

*God Exists – You can be sure God is real and powerful*

### **Lesson One – God’s Big Power**

Materials:     Tape measure  
                  Empty Tin Cans or Empty Paper Towel Rolls  
                  Five Small, Soft Foam Balls or Balls Made of  
                            Crumbled Paper



Preparation:   None

Story:

At the time of our story, there were some enemies who wanted to take over God’s land. One day, the evil men wanted to fight God’s people. This time, they brought a super tall man named Goliath. He was over 9 feet tall. (Show child how tall this is using the tape measure.)

Goliath did not love God. He was proud and loved himself more than other people. He would brag every day and ask for someone to come and fight him.

Around that same time, there was a young boy named David who helped to take care of his dad’s sheep. David loved God. He knew God helped him to take care of the sheep. As a shepherd, David had to protect the sheep from lions and bears. David relied on God to help him with this hard job. David had many brothers who were soldiers. They were off protecting God’s people from the evil men who were trying to take over God’s land.

One day, David came to bring food to his brothers who were fighting. While he was there, Goliath came out and shouted at God’s army. David could not believe his ears! He knew that God was bigger than any man, especially someone who was mean to God’s people.

David knew that God would win the battle. David talked to King Saul about fighting Goliath. David shared with Saul how God had helped him fight a lion and a bear to protect the sheep.

Saul saw David’s strong faith in God and he decided to let David try to fight Goliath. Saul gave David his heavy armor to wear. When David tried it on, it was too big.

Instead, David found five round stones from a creek and put them in his pocket. (Show your child the five foam balls) Then Goliath came. He looked at young David and he laughed. Goliath told David he would feed him to the birds.

David said, “You may come with your armor and spears, but I come to you in the name of the Lord. Today the Lord will give you to me. I will kill you. Everyone here will know that God did this. The battle belongs to God. God will win!”

David quickly ran to meet Goliath. He put a stone in his sling and hit Goliath right between the eyes. Goliath fell back and died. With God’s help, David did it! God sure is powerful! Hooray!

Lesson:

1. Read the story to your child.
2. Discuss with your child that God helped David to have good aim and to be able to hit Goliath with his slingshot. Talk about how God also wants to help us just like He helped David.
3. Ask your child if he thinks he has good aim.
4. Set up the cans or cardboard rolls on the edge of a table.
5. Have your child stand back far enough from the table that they have to aim to be able to knock them down.
6. Have your child throw the balls to try to knock down the objects.

## **Lesson Two – David’s Bag of Stones**

Materials:      NIV Bible – 1 Samuel 17:1-50  
                     5 Flat Rocks and 1 Larger Rock  
                     Various Colors of Paint  
                     Permanent Black Marker  
                     Masking Tape

Preparation:

1. (optional) You may want to go outside with your child and search for the rocks.
2. Using the masking tape, mark off a square approximately 12” x 12” on the ground – you may want to do this outside on concrete to prevent scratching your floor.

Lesson:

1. Read the story of David and Goliath out of the Bible.
2. Let your child paint the rocks however they would like.
3. Using the marker, help your child to write the letters D-A-V-I-D – one letter on each of the smaller rocks.
4. Help them to write a G on the larger rock.
5. Tell your child to place the G rock in the center of the square.
6. Have your child sit at the edge of the square and try sliding their rocks to try to knock Goliath outside of the square.
7. Remind your child that God is very powerful and He wants to help us just like He helped David.

**You Can Be All God Wants You to Be**  
*God Wants You to be Good, Kind, and Loving Just like Him*

**Lesson Seventy-Four – I Forgive You**

Materials:     Glass Jar with a Narrow Opening  
                 Candy

Preparation:   Put the candy in the jar. The jar opening should be big enough for them to reach through, but should not be able to get their hand out if they are gripping any candy.

Story:

Our story today is about a man named Joseph. Joseph's father loved him very much and had a special coat made for him. His brothers were jealous and sold him into slavery. Joseph ended up in prison in Egypt for something he didn't even do. But God was with Joseph and helped him through the hard times that he had.

One day, the Pharaoh had a dream that bothered him. He sent for Joseph to help him understand his dream. God told Joseph that they would have seven good years with plenty of food and then seven hard years with not enough food. Pharaoh asked Joseph to be in charge. He gave him a special ring and a robe, too.

During the seven good years, Joseph made sure that they saved plenty of food. He organized everything in such a way that the land of Egypt would have plenty during the hard years that were coming.

During the hard times, Joseph's father and brothers didn't have enough food to eat. Joseph's father told his other sons to go to Egypt to get food for the family. They had to travel a long way to get to Egypt.

When they finally got there, they were sent to see Joseph. Joseph realized who they were, but they did not recognize that he was their brother. Joseph decided to see if they had changed their ways. Years before, they had really hurt Joseph. He wondered if they were sorry for the wrong things that they had done.

Joseph tested his brothers and found that they had changed. They were sorry for the naughty things they had done to him in the past. Joseph was so excited that he told them who he was. The brothers were silent. They were afraid that Joseph would hurt them because of what they had done to him years before. Instead, Joseph told them that he had forgiven them and that God had been with him the whole time.

Joseph gathered the whole family and let them stay with him in Egypt. They had plenty to eat and God watched over them all. God was pleased with Joseph. He also wants us to forgive others and to love them like He loves us.

Lesson:

1. Read the story to your child.
2. Discuss with your child how Joseph forgave his brothers even though they had been mean to him.

3. Have your child reach into the jar and try to pull out some candy. Their hand should be stuck. They will have to drop the candy before they can remove their hand.
4. Explain to your child that we need to drop or let go of the bad feelings we have when people hurt us in order to forgive them. Talk about how God wants us to forgive people. Explain that God promises to take care of things and it is not up to us to try to make things right or take revenge when others hurt us.
5. Let your child enjoy some of the candy.

## **Lesson Seventy-Five – Have the Right Attitude**

Materials: Paper  
Markers or Crayons

Preparation: None

Story:

While Jesus was on earth, many people loved to sit and listen to Him talk about God and how much He loved them. One day Jesus shared some special news with His friends. He told them how to be happy and to have good attitudes. The people listened and learned many things. Jesus told them that they would be happy if they kept learning more and more about God. He told them that God loved them very much and He cared about all of their needs. Jesus told them to help others and to always try to do the right thing.

Jesus told the people that helping others would make them really happy. The people smiled and went home trying to follow God and help others.

God wants us to have good attitudes and to be happy, too. Let's ask God to help us love Him and to love others. Let's ask Him to help us to always have the right attitude.

Lesson:


1. Read the story to your child.
2. Have your child draw a picture of three things for which they are thankful.
3. Discuss with your child how everything good that we have is a gift from God – and we need to be thankful for it.



## Companion download

<i><b>Lessons</b></i>	<i><b>Item</b></i>	<i><b>Page</b></i>
5	Chariot	2
9	Sheep	3
14	Raven Body, Tail and Beak	4
14	Raven Wings	5
14	Raven	6
16	Noah's Ark	7
35	Fish	8
47	Zacchaeus	9
47	Leaves	9
48	X-Rays	10
52	Chariot	11
55	Manger Scene	12
55	Baby Jesus	13
73	Belt of Truth	14
73	Breastplate of Righteousness	15
73	Shoes of Peace	16
73	Shield of Faith	17
73	Helmet of Salvation	18
73	Sword of the Spirit	19
94	Ark of the Covenant	20
96	Church Window	21
100	Sugar Cookie Recipe	22
	<b>Bible Verse Cards</b>	<b>23-25</b>

Use with Lesson 5



Use with Lesson 9

